

## MASSACHUSETTS

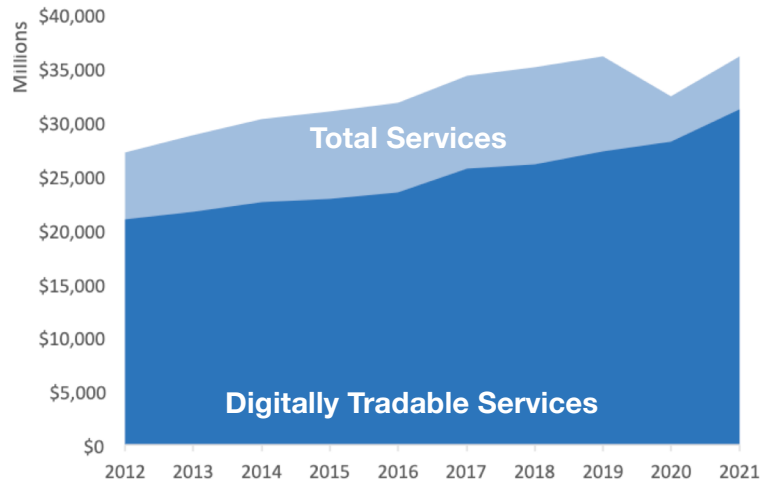
### U.S. Services Supply the World

Massachusetts has seen a rise in services exports, boosting state economic growth and jobs. Despite some Covid-related export declines, the U.S. services trade surplus was \$245 billion in 2021.

U.S. services industries are the most competitive and innovative in the world. They provide new economic opportunities and contribute to the successful production of manufacturing and agriculture in the United States and abroad.

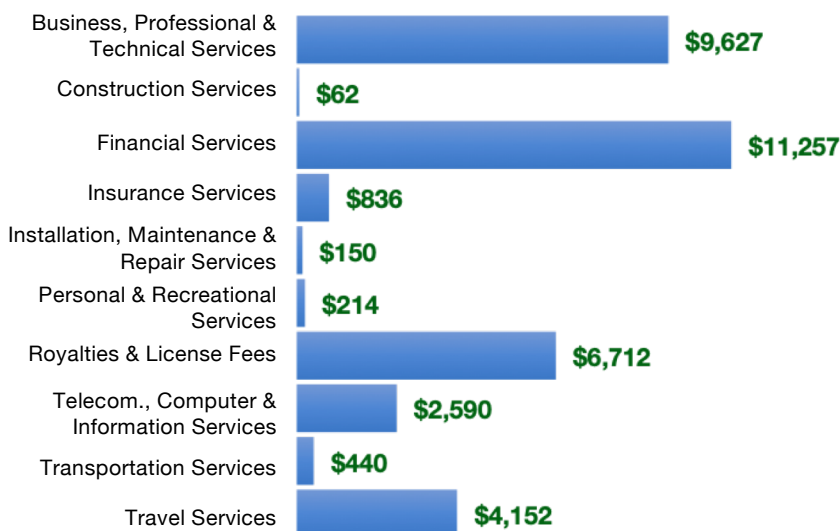
Type	2012	2019	2020	2021
Total Services	\$27B	\$36B	\$32B	\$36B
Digitally Tradable	\$21B	\$27B	\$28B	\$31B

### Massachusetts Services Exports



Massachusetts Services Exports Support **176,410** Jobs, Including **130,570** from Digitally Tradable Services

### MA Services Exports by Sector, 2021 (\$ millions)



### MA Services Exports to Select Markets, 2021

- To China:** \$2.0 billion in services exports supporting 15,090 jobs
- To Canada:** \$2.2 billion in services exports supporting 11,010 jobs
- To Mexico:** \$939 million in services exports supporting 6,420 jobs

### MA Digital Services Exports to Select Markets, 2021

- To EU:** \$9.0 billion in services exports supporting 40,350 jobs
- To UK:** \$2.6 billion in services exports supporting 11,710 jobs
- To Africa:** \$267 million in services exports supporting 1,630 jobs
- To IPEF\*:** \$4.8 billion in services exports supporting 21,570 jobs

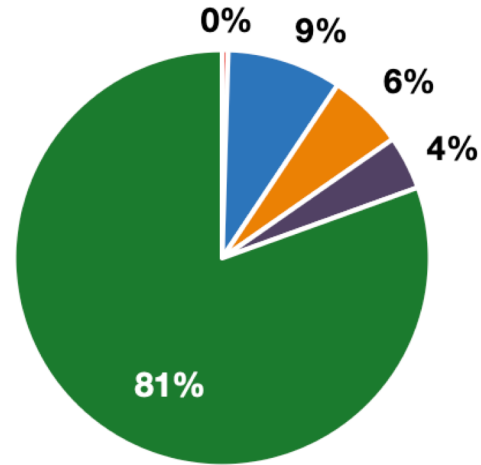
\* Sources: National data from the U.S. Bureau of Economic Analysis, state export and jobs data from Trade Partnership Worldwide. "IPEF" includes the participants as of launch on May 23, 2022. Copyright 2023. The Coalition of Services Industries. All rights reserved.

## MASSACHUSETTS

### Services Fuel U.S. Jobs and Growth

Services fuel America's economic growth and jobs, generating more than 77 percent of employment in the United States and 68 percent of GDP. Services are a major component of the manufacturing and agricultural sectors, and they boost the competitiveness of those sectors.

In Massachusetts, services accounted for 81 percent of all jobs in 2021. The top services sector for employment was education, health care, and social assistance services, which alone employed 1 million Massachusetts workers.



■ Services 
 ■ Agriculture 
 ■ Manufacturing 
 ■ Construction 
 ■ Public Administration

Massachusetts Services Industries Employ **2.9 Million** Workers

### Massachusetts Jobs by Sector and Services Subsector, 2021

Agriculture, Forestry, & Mining	16,900
Construction	214,000
Manufacturing	321,000
Public Administration	150,700
<b>Total Services</b>	<b>2.9 Million</b>
<i>Wholesale Trade</i>	63,900
<i>Retail Trade</i>	362,400
<i>Transportation, Warehousing, &amp; Utilities</i>	151,700
<i>Information</i>	69,800
<i>Finance, Insurance, &amp; Real Estate</i>	272,400
<i>Professional, Scientific, &amp; Management</i>	574,000
<i>Education, Health Care, &amp; Social Assistance</i>	1 Million
<i>Arts, Entertainment, Accommodation, &amp; Food</i>	253,900
<i>Other Services</i>	142,000